

# TENTUBE SERIES CONNECTOR

The Tentube™ coupling provides one easy-to-use quick disconnect for up to ten separate fluid lines. The Tentube is available with valves on the body side in panel mount or in-line configurations for maximum design flexibility. The Tentube can connect and disconnect up to ten lines with the use of a simple slide latch. Tubing orientation is ensured by keying the coupling body and insert. Different fluids and tubing sizes can be accommodated by using acetal or polypropylene inserts in three popular sizes.

## SPECIFICATIONS

### PRESSURE:

Vacuum to 100 psi, 6.9 bar per line

### TEMPERATURE:

#### Acetal fitting inserts:

-40°F to 180°F (-40°C to 82°C)

#### Polypropylene fitting inserts:

32°F to 180°F (0°C to 82°C)

### MATERIALS:

**Main components:** Nylon

**Valves:** Acetal

**Valve springs:** 316 stainless steel

**Fitting inserts:** Acetal or polypropylene

**O-rings:** Buna-N with acetal

or EPDM with polypropylene

**Panel mount adapter:** Acetal

**Tube shroud:** Acetal

### COLOR:

**Main components:**

Black with red locking latch

**Tube shroud:** Black

**Panel mount adapter:** Black

### TUBING SIZES:

1/16" to 1/8" ID, 1.6mm to 3.2mm ID



[cpcworldwide.com/Tentube](http://cpcworldwide.com/Tentube)



CONNECT UP TO 10 TUBES  
IN ONE EASY MOTION!

### FEATURES

Ten line connection



### BENEFITS

Fast, efficient operation

Separate flow paths



Pressure and/or vacuum in one coupling

Insert is keyed to body



Ensures correct line orientation

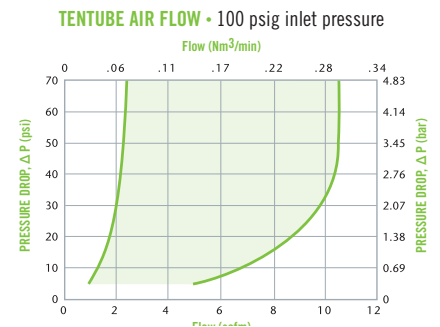
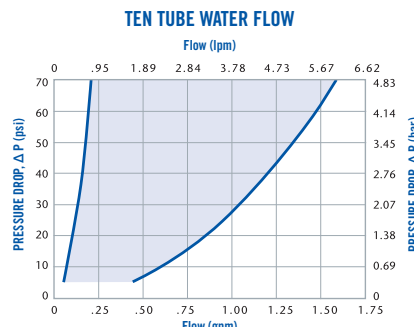
Acetal or polypropylene inserts



Maximize design flexibility

## NOTE

Use TMF and TFF inserts and bodies for custom designed assemblies.



These graphs are intended to give you a general idea of the performance capabilities of each product line. The shaded area of each graph represents the operating range of the product family, i.e., upper and lower values are shown. Therefore, depending on the exact coupling configurations selected, you can reasonably expect values to fall within the shaded area.



**COLDER PRODUCTS COMPANY**  
U.S.A.  
PHONE: +1 (651) 645-0091  
TOLL FREE: +1 (800) 444-2474  
E-MAIL: [info@cpcworldwide.com](mailto:info@cpcworldwide.com)

**COLDER PRODUCTS COMPANY GMBH**  
Germany  
E-MAIL: [cpcgmbh@cpcworldwide.com](mailto:cpcgmbh@cpcworldwide.com)

**DOVER (SHANGHAI) INDUSTRIAL CO., LTD**  
ShangHai, China  
PHONE: +86 21 2411 2666  
TOLL FREE: +86 400 990 1978  
E-MAIL: [asiapacific@cpcworldwide.com](mailto:asiapacific@cpcworldwide.com)

# TENTUBE SERIES DIMENSIONS

## FITTING BODIES - Acetal/Polypropylene



TERMINATION	TUBING/THREAD SIZE	METRIC EQ.	ACETAL STRAIGHT THRU	ACETAL SHUTOFF	POLYPROPYLENE STRAIGHT THRU
COMPLETE COUPLING SET	1/16" ID	1.6mm ID	TT1001	TTD1001	
	–	3.0mm ID	TT10M3	TTD10M3	
	1/8" ID	3.2mm ID	TT1002	TTD1002	TT100212
COUPLING BODY WITH FEMALE FITTING BODIES	1/16" ID	1.6mm ID	TFB1001	TFBD1001	
	–	3.0mm ID	TFB10M3		
	1/8" ID	3.2mm ID	TFB1002	TFBD1002	TFB100212
	Without fitting bodies		TFB10		
COUPLING INSERT WITH MALE FITTING INSERTS	1/16" ID	1.6mm ID	TMB1001		
	–	3.0mm ID	TMB10M3		
	1/8" ID	3.2mm ID	TMB1002		TMB100212
	Without fitting inserts		TMB10		

## FITINGS INSERTS - Acetal/Polypropylene



TERMINATION	TUBING/THREAD SIZE	METRIC EQ.	ACETAL STRAIGHT THRU	ACETAL SHUTOFF	POLYPROPYLENE STRAIGHT THRU
IN-LINE HOSE BARB	1/16" ID	1.6mm ID	TMF01		TMF0112
	–	3.0mm ID	TMFM3		
	1/8" ID	3.2mm ID	TMF02		TMF0212
IN-LINE HOSE BARB (FEMALE)	1/16" ID	1.6mm ID	TFF01	TFFD01	TFF0112
	–	3.0mm ID	TFFM3	TFFDM3	
	1/8" ID	3.2mm ID	TFF02	TFFD02	TFF0212
IN-LINE HOSE BARB (FEMALE) (WHITE)	1/8" ID	3.2mm ID	TFF02MWHT	TFFD02MWHT	
IN-LINE HOSE BARB (WHITE)	1/8" ID	3.2mm ID	TMF02MWHT		

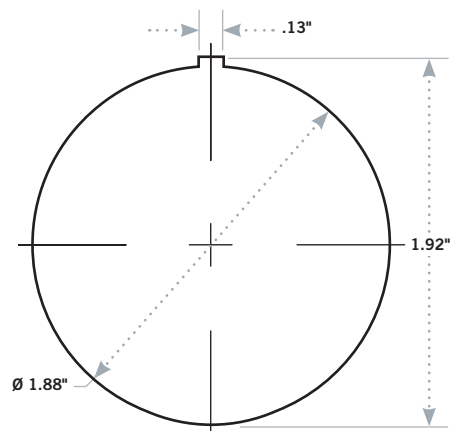
Note: Acetal bodies and inserts are also available in white. To order, add MWHT to the end of the part number.  
All measurements are in inches (millimeters) unless otherwise noted. Tubing must meet stated inside and outside diameters. Couplings are pictured with valves unless otherwise noted.

## ACCESSORIES

DESCRIPTION	PART NO.
TUBE SHROUD: SNAPS INTO EITHER HALF	TS10
PANEL MOUNT ADAPTER & NUT: 7/16" MAX. PANEL THICKNESS; REQUIRES 1.875" DIAMETER HOLE	TPM10

## PANEL DIMENSIONS

	PANEL OPENING	PANEL THICKNESS MAX.–MIN.
COUPLING BODIES	see drawing	0.44–0.06



WARRANTY: All sales are subject to Colder Products Company's limited express warranty set forth in the CPC catalog. Contact your local distributor or CPC Customer Service for warranty provisions.

Warning: Due to the wide variety of possible fluid media and operating conditions, unintended consequences may result from the use of this product, all of which are beyond the control of CPC. It is the user's responsibility to carefully determine and test for compatibility for use with their application. All such risks shall be assumed by the buyer.

COPYRIGHT © 2024 BY COLDER PRODUCTS COMPANY.

CPC, Colder Products Company, and Colder Products are registered trademarks with the United States Patent and Trademark Office.

For detailed trademark information, please visit: <https://www.cpcworldwide.com/Trademarks>

CAT2021-TENTUBE Rev. 08/25