

MPC™ SERIES CONNECTOR

The MPC™ series couplings add ease of use and security to critical fluid handling applications. Choose from a full line of connectors and configurations, including pressure sealing caps and plugs, in sizes to fit 1/8" to 3/8" tubing. MPC couplings offer optional locking sleeves to further guard against accidental disconnects. In addition, coupling halves can be rotated when connected to reduce tube kinks.

SPECIFICATIONS

OPERATING PRESSURE:

Vacuum to 60 psi, 4.1 bar

OPERATING TEMPERATURE:

ABS:

-40°F to 160°F (-40°C to 71°C)

Polycarbonate:

-40°F to 250°F (-40°C to 121°C)

Polysulfone:

-40°F to 300°F (-40°C to 149°C)

MATERIALS:

Main components:

ABS (white), USP Class VI, Polycarbonate (purple tint), USP Class VI, ADCF Polysulfone (amber tint), USP Class VI, ADCF

Locking sleeves:

Polysulfone (white), USP Class VI, ADCF

Thumb Latches:

Polycarbonate (white), USP Class VI, ADCF Polysulfone (amber tint), USP Class VI, ADCF

O-rings: Silicone (clear), platinum-cured, USP Class VI, ADCF and Buna-N (black)

STERILIZATION:

Gamma: Up to 50 kGy irradiation

Autoclave:

Polycarbonate: Up to 250°F (121°C), 30 minutes, up to 10 repetitions. Sterilize uncoupled only.

Polysulfone: Up to 270°F (132°C) for 60 minutes, up to 25 repetitions. Sterilize uncoupled only.

TUBING SIZES:

1/8" to 3/8" ID (3.2mm to 9.5mm)

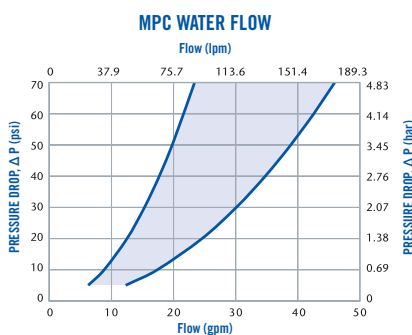
WARNING: Pressure, temperature, chemicals, and operating environment can affect the performance of couplings. It is the customer's responsibility to test the suitability of CPC's products in their own application conditions.



FEATURES

- Ergonomic thumb latch → Easy to operate – even with gloved hands
- USP Class VI materials → Meet biocompatibility requirements
- Sterilizable by autoclave, EtO, e-beam, or gamma → Reusable, yet economical enough to allow disposability
- Parting line-free hose barb → Eliminates potential leak path
- ADCF-free materials → Meet BSE/TSE requirements

BENEFITS



This graph is intended to give you a general idea of the performance capabilities of each product line. The shaded area of the graph represents the operating range of the product family, i.e. upper and lower values are shown. Therefore, depending on the exact coupling configurations selected, you can reasonably expect values to fall within the shaded area.



cpcworldwide.com/MPC

NOTE

MPC Series mates with Back-to-Back Adapters, SaniQuik™ and Sanitary Series.








COLDER PRODUCTS COMPANY
U.S.A.
PHONE: +1 (651) 645-0091
TOLL FREE: +1 (800) 444-2474
E-MAIL: info@cpcworldwide.com

COLDER PRODUCTS COMPANY GMBH
Germany
E-MAIL: cpcgmbh@cpcworldwide.com







DOVER (SHANGHAI) INDUSTRIAL CO., LTD
ShangHai, China
PHONE: +86 21 2411 2666
TOLL FREE: +86 400 990 1978
E-MAIL: asiapacific@cpcworldwide.com

MPC™ SERIES DIMENSIONS

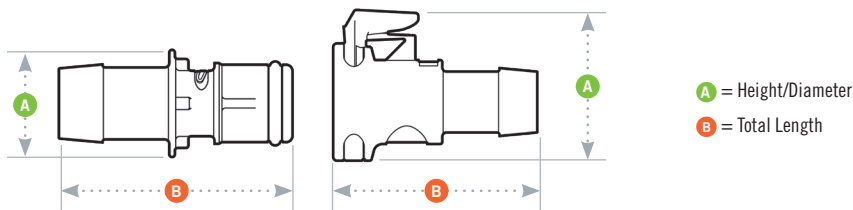
COUPLING BODIES - ABS / Polycarbonate / Polysulfone

TERMINATION	TUBING SIZE	METRIC EQ	FLOW	STRAIGHT THRU	O-RINGS	A	B
	1/4" ID	6.4mm ID	0.21"	MPC17004T		0.96 (24.4)	1.3 (33.0)
	3/8" ID	9.5mm ID	0.29"	MPC17006T		0.96 (24.4)	1.3 (33.0)
	1/8" ID	3.2mm ID	0.09"	MPC17002T03		0.96 (24.4)	1.1 (27.9)
	1/4" ID	6.4mm ID	0.21"	MPC17004T03		0.96 (24.4)	1.1 (27.9)
	3/8" ID	9.5mm ID	0.29"	MPC17006T03		0.96 (24.4)	1.1 (27.9)
	1/8" ID	3.2mm ID	0.09"	MPCK17002T03		0.99 (25.1)	1.1 (27.9)
	1/4" ID	6.4mm ID	0.21"	MPCK17004T03		0.99 (25.1)	1.3 (33.0)
	3/8" ID	9.5mm ID	0.29"	MPCK17006T03		0.99 (25.1)	1.3 (33.0)
	1/8" ID	3.2mm ID	0.09"	MPC17002T39		0.96 (24.4)	1.1 (27.9)
	1/4" ID	6.4mm ID	0.21"	MPC17004T39		0.96 (24.4)	1.1 (27.9)
	3/8" ID	9.5mm ID	0.29"	MPC17006T39		0.96 (24.4)	1.1 (27.9)
	1/8" ID	3.2mm ID	0.09"	MPCK17002T39		0.99 (25.1)	1.1 (27.9)
	1/4" ID	6.4mm ID	0.21"	MPCK17004T39		0.99 (25.1)	1.3 (33.0)
	3/8" ID	9.5mm ID	0.29"	MPCK17006T39		0.99 (25.1)	1.3 (33.0)

COUPLING INSERTS - ABS / Polycarbonate / Polysulfone

TERMINATION	TUBING SIZE	METRIC EQ	FLOW	STRAIGHT THRU	O-RINGS	A	B
	1/4" ID	6.4mm ID	0.21"	MPC22004TM	Silicone Seal USP Class VI	0.6 (15.2)	1.3 (33.0)
	3/8" ID	9.5mm ID	0.29"	MPC22006TM	Silicone Seal USP Class VI	0.6 (15.2)	1.3 (33.0)
	1/4" ID	6.4mm ID	0.21"	MPC22004T	Buna-N Seal USP Class V	0.6 (15.2)	1.3 (33.0)
	3/8" ID	9.5mm ID	0.29"	MPC22006T	Buna-N Seal USP Class V	0.6 (15.2)	1.3 (33.0)
	1/8" ID	3.2mm ID	0.09"	MPC22002T03M	Silicone Seal USP Class VI	0.6 (15.2)	1.1 (27.9)
	1/4" ID	6.4mm ID	0.21"	MPC22004T03M	Silicone Seal USP Class VI	0.6 (15.2)	1.3 (33.0)
	3/8" ID	9.5mm ID	0.29"	MPC22006T03M	Silicone Seal USP Class VI	0.6 (15.2)	1.3 (33.0)
	1/8" ID	3.2mm ID	0.09"	MPC22002T03	Buna-N Seal USP Class V	0.6 (15.2)	1.1 (27.9)
	1/4" ID	6.4mm ID	0.21"	MPC22004T03	Buna-N Seal USP Class V	0.6 (15.2)	1.3 (33.0)
	3/8" ID	9.5mm ID	0.29"	MPC22006T03	Buna-N Seal USP Class V	0.6 (15.2)	1.3 (33.0)
	1/8" ID	3.2mm ID	0.09"	MPC22002T39M	Silicone Seal USP Class VI	0.6 (15.2)	1.1 (27.9)
	1/4" ID	6.4mm ID	0.21"	MPC22004T39M	Silicone Seal USP Class VI	0.6 (15.2)	1.3 (33.0)
	3/8" ID	9.5mm ID	0.29"	MPC22006T39M	Silicone Seal USP Class VI	0.6 (15.2)	1.3 (33.0)
	N/A	N/A	0.29"	4706000	Silicone Seal USP Class VI	0.6 (15.2)	1.3 (33.0)

PRODUCT DIMENSIONS



MPC™ SERIES CONNECTOR (CONT.)

ADAPTORS



SEALING CAP	W/LOCK	MATERIAL	A	B
MPC32003	MPCK32003	Polycarbonate	0.96 (24.4 mm)	1.3 (33.0 mm)
MPC32039	MPCK32039	Polysulfone	0.99 (25.1 mm)	1.3 (33.0 mm)

SEALING PLUG	O-RING	MATERIAL	A	B
MPC30003M	Silicone Seal USP Class VI	Polycarbonate	0.75 (19.1 mm)	1.24 (31.5 mm)
MPC30039M	Silicone Seal USP Class VI	Polysulfone	0.75 (19.1 mm)	1.24 (31.5 mm)

PART NO.	DESCRIPTION	MATERIAL
MPC30L	Leash plug for MPC body	Soft, flexible, medical-grade PVC
MPC32L	Leash plug for MPC insert	Soft, flexible, medical-grade PVC

LIQUID FLOW RATE INFORMATION FOR COUPLINGS

The chart below shows the flow rate for CPC couplings. Each coupling was tested with water at 70°F (21°C). To determine flow rates for specific coupling configurations use the formula below.

C_v VALUES

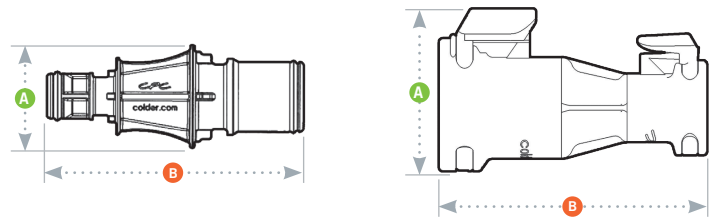
INSERTS

	MPC22002T03	MPC22004T03	MPC22006T03
BODIES MPC17002T03	0.11	-	0.21
MPC17004T03	-	2.8	2.8
MPC17006T03	0.14	2.8	5.5

$$Q = C_v \sqrt{\frac{\Delta P}{S}}$$

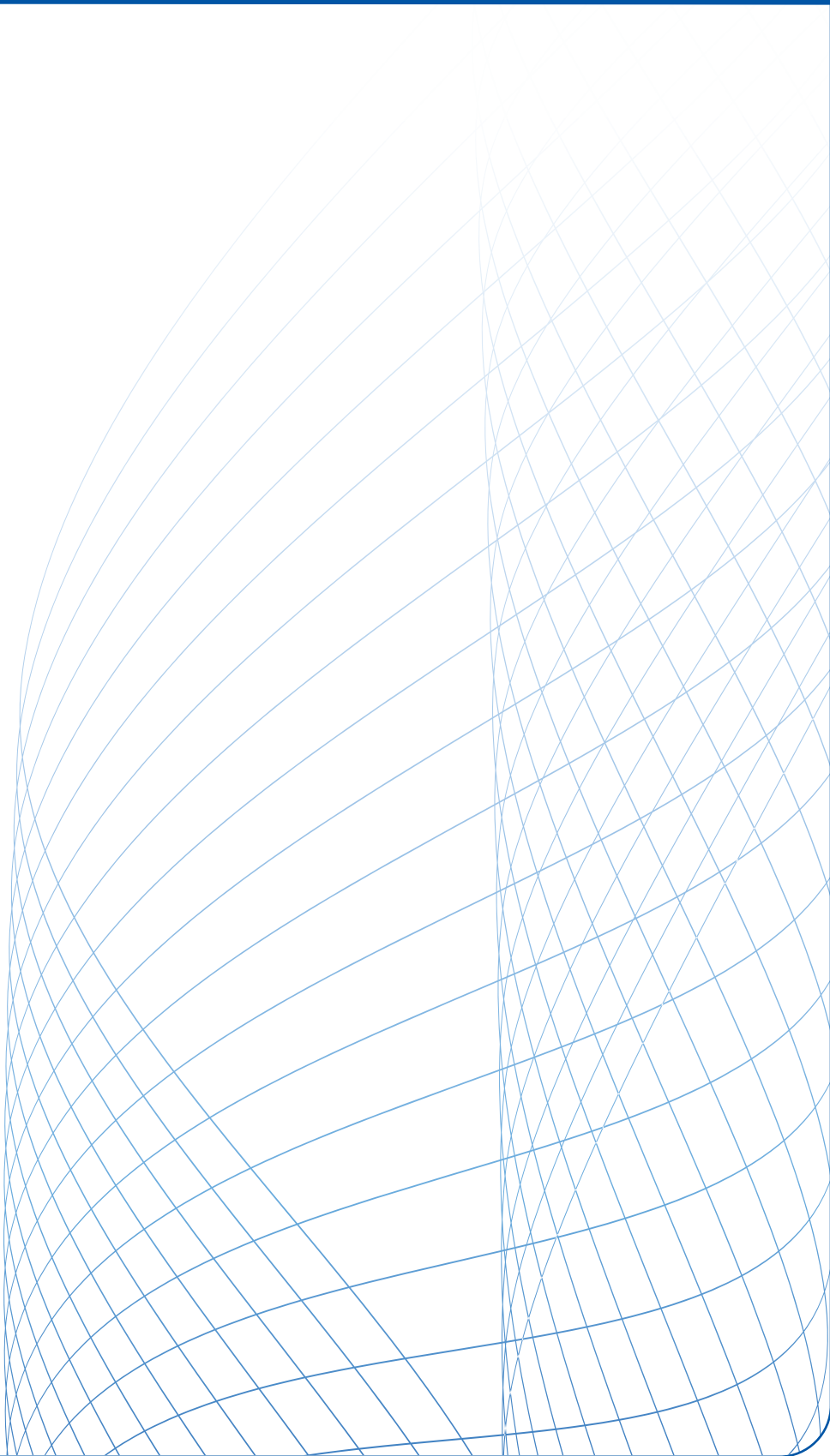
Q = Flow rate in gallons per minute
 C_v = Average coefficient across various flow rates (see chart)
 ΔP = Pressure drop across coupling (psi)
 S = Specific gravity of liquid

BACK-TO-BACK PRODUCT DIMENSIONS



A = Height/Diameter

B = Total Length



WARRANTY: All sales are subject to Colder Products Company's limited express warranty set forth in the CPC catalog. Contact your local distributor or CPC Customer Service for warranty provisions.

Warning: Due to the wide variety of possible fluid media and operating conditions, unintended consequences may result from the use of this product, all of which are beyond the control of CPC. It is the user's responsibility to carefully determine and test for compatibility for use with their application. All such risks shall be assumed by the buyer.

COPYRIGHT © 2024 BY COLDER PRODUCTS COMPANY.

CPC, Colder Products Company, and Colder Products are registered trademarks with the United States Patent and Trademark Office.
For detailed trademark information, please visit: <https://www.cpcworldwide.com/Trademarks>

CAT2021-MPC Rev. 10/25